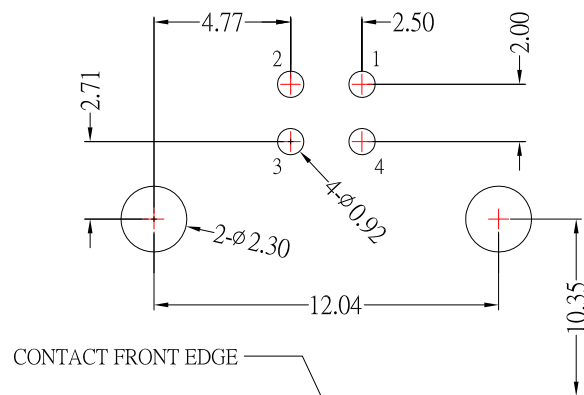
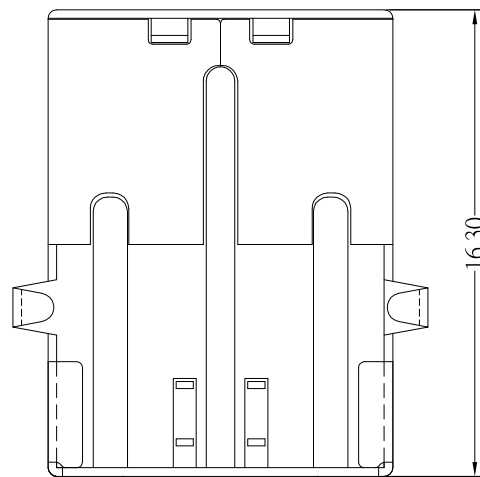
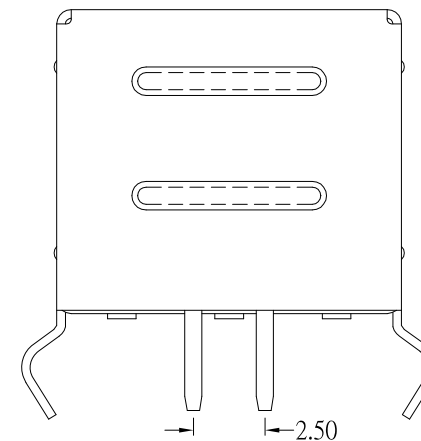
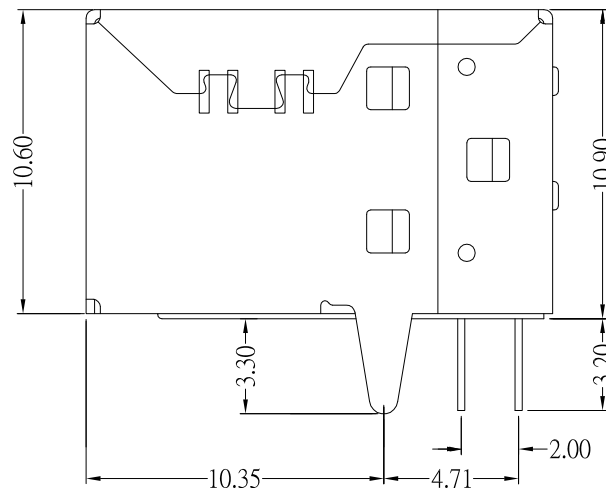
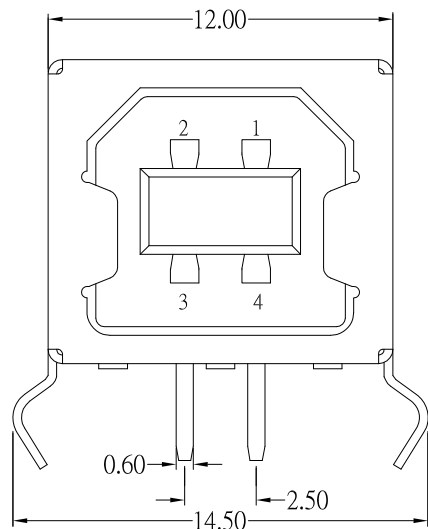




PIN1	VBUS
PIN2	D-
PIN3	D+
PIN4	GND



P.C.B LAYOUT MOUNTING PATTERN

SUB-110Hx-xx-S175

Front Shell : _____ COLOR :

Blank : BRASS
I : SPCC

鍍層厚度 :

Blank : 1u"
2 : 15u"
3 : 30u"

COLOR :

Black : B
White : W
Orange : RG

SPECIFICATIONS

Electrical:

- 1.Current Rating: 1.5A / contact terminal
- 2.Voltage Rating: 30V DC
- 3.Contact Resistance: 30 milliohms Max
- 4.Dielectric Withstanding Voltage: 500 V AC AT Sec Level
- 5.Insulation Resistance: 1,000 MEGA ohms Min
- 6.Operating Temperature: -30°C ~ 85°C, 85% RH Max
- 7.Storage Temperature: -40°C ~ 60°C, 85% RH Max

Mechanical:

- 1.Connector Mate and Unmate Force
Mate force: 3.57 kgf (Max)
Unmate force: 1.02 kgf (Min)
- 2.Terminal Retention: 1.2 kgf (Min)
- 3.Life:1500 Cycles

Material:

- 1.Housing:
High Temperature Thermal Plastics,
UL 94V-0 , PBT
- 2.Contact: BRASS
- 3.Shell:(a)Front Shell: BRASS / SPCC
(b)Rear Cover: SPCC

Finish:

- 1.Contact: Plated Gold in Mating Area ;
Tin Plated on Solder Balls ;
Nickel under plated overall
- 2.Shell: Nickel under Plated surface layer

8	新增SPEC項目	Jack	090720
7	新增鍍層選項	Jack	071719
6	新增Operating Temperature	Jack	080818
5	新增PCB LAYOUT尺寸	Jack	031418
4	新增PIN定義	Jack	050217
3	新增PIN編號	Jack	100316
2	新增Front Shell材質選項及更新料號	Jack	051614
1	更新鍍層及Shell材質	Jack	100813
ITEM NO.	DESCRIPTION	DRAWN	DATE

9	新增尺寸	Jack	041421
---	------	------	--------



TOLERANCE UNLESS OTHERWISE STATED:	Up to 5 ±0.2	3RD. ANGEL'S	UNITS	MM
	Above 5 ~ 15 ±0.3			
	Above 15 ~ 30 ±0.4			
	Above 30 ~ 50 ±0.5			
	Angle ±0.3°			

DRAWN BY:	DATE	MAT'L	TITLE	CONNECTOR
Jack Lu	04/14/21			
CHECKED BY:	DATE	FINISH	MODLE	USB BF 90 度 彎腳
Jacky Chen	04/14/21			
APPROVED BY:	DATE	SCALE	DWG NO.	SUB-110Hx-xx-S175
Tony Kao	04/14/21	1 : 1		
		SHEET NO.	PART NO.	SUB-110Hx-xx-S175
		1 of 1		
				SIZE A4
				VER A9